A35 Brebemi

PERIODIC INVESTOR REPORT

To: Citibank Europe Plc, UK Branch (as **Facility Agent**); and
the relevant Information Recipients as at the date hereof (as defined in the Master Definitions Agreement (as defined in the CTA (as defined below))) via the Designated Website (as defined in the CTA) in accordance with clause 5.6 (a) (Periodic Investor Report) of the CTA.

Date: 14 April 2022

Periodic Investor Report for the Relevant Period from 1 July 2021 to 31 December 2021 (the **Relevant Period** or the **Second Half of 2021**)

Reference is made to the Common Terms Agreement dated 15 October 2019 between, *inter alia*, Società di Progetto Brebemi S.p.A. as the issuer (the **Issuer**), the Note Trustee and the Facility Agent (the **CTA**). Capitalised terms not defined herein shall be construed in accordance with, and have the meaning given in, the CTA or the Master Definitions Agreement (as defined in the CTA).

Further to Clause 5.6 (Periodic Investor Reports) of the CTA, this report contains:

(i) Maintenance Liabilities

The Maintenance Liabilities actually incurred in the Relevant Period, which are related to the O&M Contract entered into between the Issuer and the O&M Contractor, amount to Euro 10,610,200 substantially in line with the forecast of Euro 10,688,574.

(ii) Other Liabilities

The Other Liabilities actually incurred in the Relevant Period amount to Euro 5,898,284, slightly higher than the forecast of Euro 5,551,768, as further detailed below.

Item	2021 Second Half Actual	2021 Second Half Forecast
Cost of goods solds	39,032	36,939
G&A Costs (1)	1,759,950	1,843,566
Other toll roads costs (2)	955,475	704,743
Other costs /rentals	138,692	127,671
Personnel Costs	1,616,000	1,583,118
Fee and other costs	1,389,135	1,255,732
Total Other Liabilities	**5,898,284**	**5,551,768**

(1) Includes among others BOD and Auditor costs, marketing and communication, Energy and Utilities, Travel Expenses, Consultants, Bank Charges and Guarantee fees, Associative contribution
(2) Includes toll road Energy/Utilities, Insurance and other direct related costs

Soggetta alla direzione e coordinamento
di Autostrade Lombarde SpA

Sede: Via Somalia, 2/4 - 25126 Brescia
Tel. 030 2926311 - Fax 030 2897630
E-mail: info@brebemi.it
PEC: sdpbrebemi@legalmail.it

www.brebemi.it

Capitale Sociale Euro 52.141.227,00 i.v. - REA n. 455412 - Iscr. Registro Imprese di Brescia - Codice Fiscale e P. IVA: 02508160989

The main changes were recorded in (i) the "Other toll roads costs" line item, due to the increase in energy costs that occurred in the last months of 2021 and (ii) the "Fee and other costs" line item, which mainly consisted in Concession Fee costs, calculated as 2.4% of net toll revenues.

(iii) Level of Tariffs

Below are the rates per vehicle class, net of VAT and ANAS surcharge, applied since 1 January 2021:

Toll Class	Tariff (€/Km) since 1 January 2021
Light Cl. A	0.15799
Heavy Cl. B	0.18957
Heavy Cl. 3	0.22312
Heavy Cl. 4	0.36386
Heavy Cl. 5	0.43919

In the Relevant Period, no tariff changes have occurred, and the Issuer has not requested any adjustment in tariffs.

On 11 October 2021, the Issuer requested Concessioni Autostradali Lombarde S.p.A. (the **Grantor**) to adjust the toll rates for 2022 to 4.49%, based on the conventional tariff formula.

However, in a note dated 31 December 2021, the Ministry of Transport and Sustainable Mobility informed the Grantor that "*the tariff adjustment requests made by the concessionaires BreBeMi S.p.A. and Pedemontana Lombarda S.p.A. were assessed but considered as not acceptable due to the lack of the regulatory prerequisite consisting in the existence of a current economic and financial plan*" and that "*upon effectiveness of a new economic and financial plan, such companies may recover any tariff adjustment accrued from the beginning of the current regulatory period*".

Subsequently, on 28 February 2022, an appeal against the above mentioned decision of the Ministry of Transport and Sustainable Mobility was filed with the Regional Administrative Court of Lazio, as it is deemed to be detrimental to the Issuer's interests and rights.

As described in the previous Investor Report, with Resolution no. 16/2019 dated 18 February 2019, the Transport Regulation Authority (**ART**) initiated a consultation procedure aimed at defining a toll tariff system based on the price-cap method with determination of the productivity indicator X at five years.

Following such consultation procedure, the ART adopted specific resolutions for each concessionaire that is in the process of updating its economic and financial plan, such as the Issuer. As a result, on

Capitale Sociale Euro 52.141.227,00 i.v. - REA n. 455412 - Iscr. Registro Imprese di Brescia - Codice Fiscale e P. IVA: 02508160989

Soggetta alla direzione e coordinamento
di Autostrade Lombarde SpA

Sede: Via Somalia, 2/4 - 25126 Brescia
Tel. 030 2926311 - Fax 030 2897630
E-mail: info@brebemi.it
PEC: sdpbrebemi@legalmail.it

www.brebemi.it

17 June 2021 the ART issued Resolution no. 87/2021 (**Resolution 87/2021**) that sets out a new toll tariff system for the Issuer in which the toll tariff comprises:

(i) a "management tariff", intended to assure the recovery of operating costs and capital costs (amortization and remuneration) of non-reversible assets, and (ii) a "construction tariff", aimed at allowing the recovery of capital costs (depreciation and remuneration) relating to reversible assets.

Moreover, Resolution 87/2021 also (i) provides for a safeguard mechanism aimed at ensuring that concessionaires recover capital costs relating to investments that have already been made or that are yet to be made (if these have already been contracted / entrusted at the date of publication of the resolution), in compliance with the level of profitability deriving from the application of the previous tariff system and (ii) sets the tariff principles and criteria relating to any continuation of operations beyond the expiry of the concession.

On 16 September 2021, a petition was filed with the Regional Administrative Court of Piedmont against Resolution 87/2021.

With a ruling dated March 31, 2022, the Regional Administrative Court of Turin partially accepted Brebemi's appeal regarding the WACC methodology to be applied in relation to the remuneration of the new investments (if any).

(iv) <u>Traffic Figures for Light and Heavy Vehicles</u>

The following table is a summary of the traffic figures for light and heavy vehicles recorded for the Project in the Relevant Period compared to the PEF forecast set out in the Semi-Annual Financial Model.

Traffic Figures Actual Veh*km	Q3 2021	Q4 2021	Second Half 2021 - Actual	Second Half 2021 Forecast	Δ	Δ%
Light Vehicles	89,164,917	90,816,475	179,981,392	159,298,630	20,682,762	13.0%
Heavy Vehicles	39,414,084	42,532,835	81,946,919	76,120,548	5,826,371	7.7%
Total	**128,579,001**	**133,349,310**	**261,928,311**	**235,419,178**	**26,509,133**	**11.3%**

Although during the first half of the year restrictions on mobility were still in place, the volume of traffic on the motorway showed a gradual recovery over the course of the year and the traffic volumes recorded for heavy vehicles was higher than the volumes recorded in 2019, hence before the Covid-19 pandemic.

Capitale Sociale Euro 52.141.227,00 i.v. - REA n. 455412 - Iscr. Registro Imprese di Brescia - Codice Fiscale e P. IVA: 02508160989

A35 Brebemi

(v) Project Revenues

The Project Revenues received in the Relevant Period amounted to Euro 53.7 million, compared to the Euro 48.8 milion of the PEF forecast set out in the Semi-Annual Financial Model.

Toll road revenues	Second Half 2021 - Actual	Second Half 2021 - Forecast	Δ	Δ%
Net toll revenues (*)	53,745,894	48,840,661	4,905,233	10.0%
Discounts and other adjustments	(1,250,195)	(1,465,220)	215,025	(14.7%)
Total	**52,495,699**	**47,375,441**	**5,120,258**	**10.8%**

Other Revenues	Second Half 2021 - Actual	Second Half 2021 - Forecast	Δ	Δ%
Other revenues (**)	1,465,554	1,604,280	(138,726)	(8.6%)
Total	**1,465,554**	**1,604,280**	**(138,726)**	**(8.6%)**

Total Project Revenues	**53,961,253**	**48,979,721**	**4,981,532**	**10.2%**

(*) Net of Anas surcharge (Euro 2.112 k in the Second Half of 2021)
(**) Other revenues include service areas fee, third party services and toll-related items such as recovery of collection costs related to traffic volume arising from the A4 Interconnection, and recovery of costs previously advanced by us.

The increase in "Net Toll Revenues" accounted in the Relevant Period is largely attributable to the easing of the restrictions that were imposed in response to the Covid-19 pandemic, as well as the higher traffic volumes recorded in 2021.

Capitale Sociale Euro 52.141.227,00 i.v. - REA n. 455412 - Iscr. Registro Imprese di Brescia - Codice Fiscale e P. IVA: 02508160989

Soggetta alla direzione e coordinamento
di Autostrade Lombarde SpA

Sede: Via Somalia, 2/4 - 25126 Brescia
Tel. 030 2926311 - Fax 030 2897630
E-mail: info@brebemi.it
PEC: sdpbrebemi@legalmail.it

www.brebemi.it

TÜV SÜD ISO 9001

A35 Brebemi

(vi) Insurance

The following table is a summary of the insurance policies that were in place during the Relevant Period:

	Policy	Insurer	Policy number
1	Third Party Liability/Employer's Liability	AIG Europe S.A. 70% AXA Assicurazioni 30%	ILI00002946
2	All Risk Property Insurance / Business Interruption	Axa Assicurazioni 50% Unipolsai 50%	406484486
3	Decennial/Third Party Liability - Toll Road axis and related work	Generali 50% Hdi Global 30% Unipolsai 10% Agcs 10%	298752491
4	Decennial/Third Party Liability Intersection A4/A35	Unipolsai 100%	1/85088/188/150689335/1
5	Headquarter multirisk policy	AXA Assicurazioni	406451795
6	Lessee policy - (rented apartment)	Itas Mutua	M13969701
7	Lessee policy - (rented apartment)	Itas Mutua	M13969667
8	Professional Liability Insurance	Liberty Speciality Markets	LSMAEC004558-00
9	Life insurance policy (executives)	Zurich Investment	8010288
10	Injuries/Accidents policy (executives and employees)	AIG Europe	IAH0014635
11	Posi 'Public Offering Securities Insurance'	Axa XL 50% Generali 50%	IT00022667IP19A
11.1	Posi 'Public Offering Securities Insurance' FIRST EXCESS	Aig Europe SA 60% Swiss RE 40%	IFL0012534
11.2	Posi 'Public Offering Securities Insurance' SECOND EXCESS	Beazley Solutions Ltd 40% ACT - Lloyd's Insurance Company S.A. 20% Zurich Insurance PLCE 40%	W7288519PNDK
11.3	Posi 'Public Offering Securities Insurance' THIRD EXCESS	Tokio Marine Europe S.A. 50% Aviva Insurance Ireland DAC 40% Dual Corporate Risks Ltd 10%	FSEMA1903559
11.4	Posi 'Public Offering Securities Insurance' FOURTH EXCESS	CNA Insurance Company Ltd. 25% Dual Corporate Risks Ltd 15% QBE Europe SA/NV 5% Lloyd's Consortium AUM 20% Lloyd's Insurance Company S.A. 10% Asco Continentales S.A 10% Chubb Insurance Company Of Europe Italy 15%	FSEMA1903560
12	Fire and theft policy Autobus Heuliez	Reale Mutua	2021/537275
13	Health insurance policy for executives	Generali Italia	420451345

No material insurance claims have been made in the Relevant Period.

(vii) Description of Claims

- In relation to the injunction decree (*decreto ingiuntivo*) for Euro 1,645,641.35 issued by the Court of Parma on 26 March 2020 in favor of Tubosider S.p.A, proceedings have been adjourned to 20 April 2022 for the submission of defence pleadings and rebuttal statements.
- Since the date of the previous Periodic Investor Report, there have been no developments in the matter relating to the ANAC 2018 Resolution.

Capitale Sociale Euro 52.141.227,00 i.v. - REA n. 455412 - Iscr. Registro Imprese di Brescia - Codice Fiscale e P. IVA: 02508160989

- There are no pending proceedings and no penalties have been imposed pursuant to the provisions of Legislative Decree 231.

(viii) Permitted Acquisition

No Permitted Acquisitions have been made during the Relevant Period.

(ix) Permitted Disposal

No Permitted Disposals, where the higher of the market value and net consideration receivable exceeded Euro 1,000,000, have been made during the Relevant Period.

(x) Balance of the Debt Service Reserve Account and the Maintenance Reserve Account

The table below details the balances standing to the credit of the Debt Service Reserve Account and the Maintenance Reserve Account as at the end of the Relevant Period, compared to the Required Balance:

Account	Required Balance (in Euro) as of December 31, 2021	Amount (in Euro) as of December 31, 2021
Debt Service Reserve Account (DSRA)	51,186,002	51,187,263
Maintenance Reserve Account (MRA)	26,161,848	26,162,779

With effect from 1 January 2022, the Issuer is no longer required to maintain sums necessary for the payment of the Debt Service for the following 9 months, (as now the Issuer is required to maintain sums required for the payment of the Debt Service for the following 6 months). As a result, Euro 17.783 million were transferred from the Debt Service account to the Proceeds Account.

(xi) Financial Ratios

The table below is a summary of the calculations of each Financial Ratio in respect of the Relevant Period:

Capitale Sociale Euro 52.141.227,00 i.v. - REA n. 455412 - Iscr. Registro Imprese di Brescia - Codice Fiscale e P. IVA: 02508160989

Financial Ratio	Ratio for Relevant Period	Default Ratio (if applicable)	Distributions Lock-Up (if applicable)	Calculations, in reasonable detail
BLCR	1.90	1.10	1.30	See Appendix 1 (a)
Historic DSCR	1.27	1.05	1.25	See Appendix 1 (b)
Projected DSCR	1.32	1.05	1.40	See Appendix 1 (c)
Total Debt CLCR	1.49	N/A	1.30	See Appendix 1 (d)

No Default or Financial Ratio Breach has occurred and is continuing as at the date of this Periodic Investor Report. A Distributions Lock-Up has occurred and is continuing as at the date of this Periodic Investor Report. The Distributions Lock-up has been triggered by the lower economic and financial performance of the Issuer which are a direct result of the restrictions imposed in connection with the Covid-19 pandemic.

(xii) Material Operational Penalties

During the Relevant Period, no material operational penalties were claimed, pending or have been paid by the Issuer.

(xiii) Report by Associazione Italiana Società Concessionarie Autostrade e Trafori (The "Aiscat Report")

The most recent published AISCAT Report in relation to the Project can be found under Appendix 2 (*Aiscat Report*).

(xiv) Principal Amount Outstanding as at the End of the Relevant Period

The table below is a summary of the Principal Amount Outstanding of each of the Class A1 Notes, the Class A2 Notes, the Class A3 Notes, the Senior Secured Loan, and the Junior Notes as at the end of the Relevant Period:

Account	Principal Amount Outstanding (in Euro) as of December 31, 2021
Class A1 Notes	14,710,086
Class A2 Notes	915,948,085
Class A3 Notes	606,514,279
Senior Secured Loan	293,952,500
Junior Notes	177,735,190

Capitale Sociale Euro 52.141.227,00 i.v. - REA n. 455412 - Iscr. Registro Imprese di Brescia - Codice Fiscale e P. IVA: 02508160989

A35 Brebemi

(xv) Junior Notes Interest and Principal paid

For the period from (and including) the Issue Date to (and including) the last day of the Relevant Period, the Issuer paid Euro 7,671,141.36 of interest and repaid Euro 5,253,844 of principal amount in respect of the Junior Notes corresponding to interest and principal due on 31 December 2019 and 30 June 2020.

With respect of the Junior Notes, as a result of the application of the Restricted Payment Condition, at the Interest Payment Date of 31 December 2021, the Issuer did not pay the relevant Interest Amount, equal to Euro 5,723,718.26 and the related Principal Amount, equal to Euro 3,473,748

This is because the Issuer elected to exercise its option to capitalize the relevant PIK Interest Amount in accordance with the Finance Documents.

As of 31 December 2021, the Principal Amount Outstanding of the Junior Notes remains equal to Euro 177,735,190.86.

The Interest Amount unpaid on 30 June 2021, equal to Euro 5,449,357.01, has been capitalized with effect from 1 January 2022.

(xvi) PEF Rebalancing

In October 2021, the regulatory concession period which began in October 2016 expired.

Pending the formal start of the updating and rebalancing procedure, provided for under Article 11 paragraph 7 of the Concession Agreement, the Issuer, also with the support of external advisors, began all preparatory activities required to initiate negotiations with the Grantor for the rebalancing of the economic and financial plan.

On 1 April 2021, negotiations with the Grantor began and the required documentation was exchanged. In the following months, several meetings were held with the Grantor with the aim of reaching a shared position on the economic and financial plan.

Notwithstanding the fact that the Issuer does not agree with the Grantor's position on certain parameters of the new economic and financial plan, among which the most relevant concerns the WACC rate on invested capital, a formal rebalancing proposal was shared with the Grantor on 23 December 2021. Such proposal contemplated an extension of the duration of the Concession Agreement and included a new traffic study that took into consideration the changed macroeconomic framework.

Capitale Sociale Euro 52.141.227,00 i.v. - REA n. 455412 - Iscr. Registro Imprese di Brescia - Codice Fiscale e P. IVA: 02508160989

Soggetta alla direzione e coordinamento
di Autostrade Lombarde SpA

Sede: Via Somalia, 2/4 - 25126 Brescia
Tel. 030 2926311 - Fax 030 2897630
E-mail: info@brebemi.it
PEC: sdpbrebemi@legalmail.it

www.brebemi.it

TÜV SÜD ISO 9001

A35 Brebemi

On 31 January 2022, the Grantor rejected such proposal (the **Grantor's Rejection Decision**), but then the Issuer and the Grantor agreed on the key items of the rebalancing process on 10 March 2022.

However, in light of the fact that a possible agreement it's not fully defined and it's subject to several approvals that would have exceeded the deadline by which the Grantor's Rejection Decision could have been challenged, the Issuer informed the Grantor that a litigation procedure would have been lodged before the competent Court as a protective measure.

The Grantor's Rejection Decision was referred to the Civil Court of Brescia on 4 April 2022.

(xvii) **Credit Rating**

On 9 June 2021, DBRS Morningstar confirmed the Issuer rating and the "Senior Secured" debt rating of Società di Progetto Brebemi S.p.A. at the "BBB (LOW)" level with a Negative Trend. In addition, DBRS Morningstar also removed the rating from "Under Review with Negative Implications".

On 5 October 2021, Fitch Rating announced that the "Senior Secured" class A1, A2 and A3 debt rating of Società di Progetto Brebemi S.p.A., has been confirmed at the "BB+" level a Stable Outlook.

Signed by

Authorised Signatory
For and on behalf of
Società di Progetto Brebemi S.p.A.

Encl.: **APPENDIX 1**: Financial Ratios Calculation
APPENDIX 2: Aiscat Report

Capitale Sociale Euro 52.141.227,00 i.v. - REA n. 455412 - Iscr. Registro Imprese di Brescia - Codice Fiscale e P. IVA: 02508160989

Soggetta alla direzione e coordinamento
di Autostrade Lombarde SpA

Sede: Via Somalia, 2/4 - 25126 Brescia
Tel. 030 2926311 - Fax 030 2897630
E-mail: info@brebemi.it
PEC: sdpbrebemi@legalmail.it

www.brebemi.it

TÜV SÜD ISO 9001

A35 Brebemi

APPENDIX 1

FINANCIAL RATIOS CALCULATIONS

The source of the data used for the calculations is the Semi-Annual Financial Model, updated as at 31 December 2021. All amounts are in Euro/000 (unless otherwise stated).

a) BLCR Calculation:

Note that:
- values used in the calculation are as at close of business on 31 December 2021;
- the Principal Amount Outstanding of the Senior Debt is calculated excluding the Accreted Value of the Class A3 Notes; and
- the NPV Relevant Period is from 1 January 2022 to (and including) 31 December 2038.

- The items considered for the calculation of the BLCR ratio are the following:

$$\frac{NPV\ over\ the\ Relevant\ Period\ applicable\ to\ the\ BLCR}{Principal\ Amount\ Outstanding\ of\ the\ Senior\ Debt}$$

$$\frac{2{,}076{,}219}{1{,}089{,}981} = 1.90$$

b) Historic DSCR Calculation:

Note that:
- values used in the calculation are for the Relevant Period commencing on 1 January 2021 and ending on 31 December 2021; and
- Debt Service in the Relevant Period is calculated excluding the Debt Service in respect of the Class A3 Notes.

- The items considered for the calculation of the Historic DSCR ratio are the following:

$$\frac{Net\ Cash\ Flow}{Debt\ Service}$$

$$\frac{79{,}348}{62{,}248} = 1.27$$

Capitale Sociale Euro 52.141.227,00 i.v. - REA n. 455412 - Iscr. Registro Imprese di Brescia - Codice Fiscale e P. IVA: 02508160989

Soggetta alla direzione e coordinamento
di Autostrade Lombarde SpA

Sede: Via Somalia, 2/4 - 25126 Brescia
Tel. 030 2926311 - Fax 030 2897630
E-mail: info@brebemi.it
PEC: sdpbrebemi@legalmail.it

www.brebemi.it

TÜV SÜD ISO 9001

A35 Brebemi

c) Projected DSCR Calculation:

Note that:

- values used in the calculation are for the Relevant Period commencing on 1 January 2022 and ending on 31 December 2022; and
- the Debt Service in the Relevant Period is calculated excluding the Debt Service in respect of the Class A3 Notes.

- The items considered for the calculation of the Projected DSCR ratio are the following:

$$\frac{Net\ Cash\ Flow}{Debt\ Service}$$

$$\frac{90{,}623}{68{,}904} = 1.32$$

d) Total Debt CLCR Calculation:

Note that:

- values used in the calculation are as at close of business on 31 December 2021;
- the Principal Amount Outstanding of the Senior Debt is including the Accreted Value of the Class A3 Notes;
- the Total Debt NPV Relevant Period is from 31 December 2021 to 22 January 2040; and
- the Total Debt NPV over the life of the Concession may be extended or varied in accordance with the terms of the Transaction Documents

- The components of the Total Debt CLCR ratio calculation are the following:

$$\frac{Total\ Debt\ NPV\ over\ the\ life\ of\ the\ Concession}{Principal\ Amount\ Outstanding\ of\ the\ Senior\ Debt + Principal\ Amount\ Outstanding\ of\ the\ Junior\ Notes}$$

$$\frac{2{,}810{,}056}{1{,}879{,}955} = 1.49$$

Capitale Sociale Euro 52.141.227,00 i.v. - REA n. 455412 - Iscr. Registro Imprese di Brescia - Codice Fiscale e P. IVA: 02508160989

Soggetta alla direzione e coordinamento
di Autostrade Lombarde SpA

Sede: Via Somalia, 2/4 - 25126 Brescia
Tel. 030 2926311 - Fax 030 2897630
E-mail: info@brebemi.it
PEC: sdpbrebemi@legalmail.it

www.brebemi.it

TÜV SÜD ISO 9001

Visto si stampi 11.02.2022

Olga Polara

INFORMAZIONI

DATI PROVVISORI
DELLE AUTOSTRADE ITALIANE
IN CONCESSIONE

12. 2021

Poste Italiane SpA - Spedizione in abbonamento postale 70% - DCB Roma

In Breve

Dall'esame dei dati raccolti nel mese di dicembre si evidenzia una continua crescita su tutti i valori di traffico, raddoppiati, sostanzialmente, rispetto ai livelli esistenti durante l'analogo periodo dell'anno precedente. Più nel dettaglio, i veicoli leggeri si sono attestati con un valore di gran lunga superiore rispetto al mese di dicembre 2020, con un tasso differenziale del +74,1% frutto delle limitazioni agli spostamenti territoriali che erano in vigore in quel tempo, mentre per i veicoli pesanti (i quali non hanno invece mai subito grandi contenimenti alla circolazione durante la pandemia) si nota un aumento maggiormente contenuto, ma sempre soddisfacente pari al +13%. Nel calcolo totale dei veicoli registrati da inizio anno, si riportano i valori analizzati: settantacinque miliardi e mezzo di veicoli/km sono stati percorsi sulla rete autostradale a pedaggio, ovvero circa quattordici miliardi in più del 2020 (una percentuale equivalente sostanzialmente al trenta percento, mentre il confronto con il periodo precedente alla pandemia relativo all'anno 2019 si attesta ancora su un risultato negativo del -10,8%).

Rivolgendoci ora all'analisi dei dati relativi alla sicurezza stradale su tutta la rete, si nota come essi abbiano evidentemente risentito la notevole differenza tra i volumi di traffico registrati negli esercizi di riferimento, qui in confronto: si nota infatti un generalizzato incremento di tutti gli indici coinvolti, sebbene bisogna comunque sempre tener presente che le percentuali restituite – per quanto piuttosto elevate in apparenza come nel caso di quella concernente la mortalità –sono dovute anche alla relativa esiguità dei numeri assoluti in questione.

La Mobilità nell'Anno

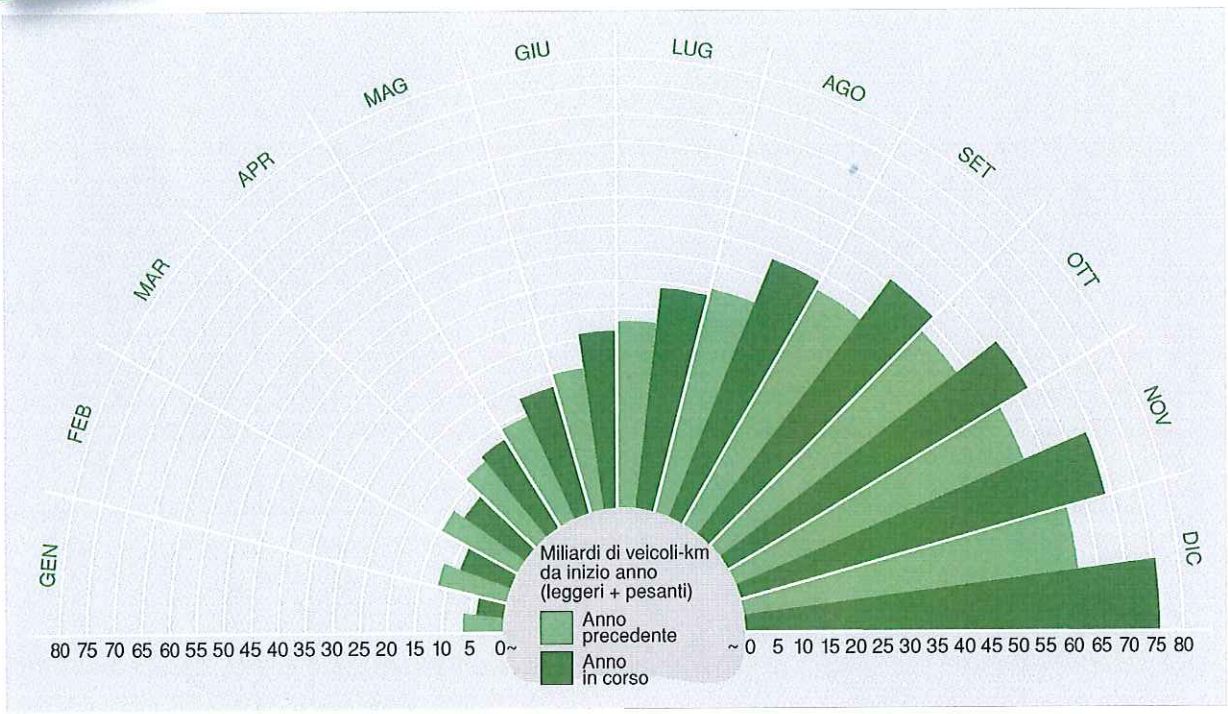

Traffico Veicoli Leggeri

milioni di veicoli-km

Dati mensili						Dati cumulati da inizio anno			
SOCIETÀ ASSOCIATE ALL'AISCAT									
Dicembre '21	'20	%	'19 %	Società	km	2021	2020	%	'19 %
2.692,3	1.561,0	72,5	-7,6	AUTOSTRADE PER L'ITALIA	2.854,6	32.120,1	25.391,4	26,5	-13,6
0,42	0,17	146,9	-26,9	TRAFORO M.TE BIANCO	5,8	4,95	4,22	17,3	-36,8
0,48	0,21	130,6	-23,3	TRAFORO S.BERNARDO	12,8	7,13	5,07	40,6	-21,2
7,0	2,6	172,3	-5,1	R.A.V.	32,4	65,8	57,0	15,5	-21,1
21,1	10,7	97,0	-4,9	S.I.T.A.F.	82,5	199,9	174,5	14,5	-14,4
82,9	45,7	81,2	-12,2	MILANO SERRAVALLE - MI. TANG.LI	86,3	1.016,5	777,7	30,7	-20,1
27,8	17,6	58,0	-4,6	SOCIETA' DI PROGETTO BREBEMI	62,1	312,0	227,5	37,1	-12,4
15,3	8,6	77,6	-5,1	PEDEMONTANA LOMBARDA	30,2	158,7	120,8	31,4	-17,9
292,1	171,8	70,0	-9,2	BRESCIA-PADOVA	235,6	3.450,3	2.705,3	27,5	-15,4
9,2	1,9	-	-	SUPERST. PEDEMONTANA VENETA	56,0	79,8	6,7	-	-
93,9	58,2	61,4	-10,3	C.A.V.	74,1	1.137,8	923,9	23,2	-15,6
231,1	95,6	141,6	-17,4	BRENNERO	314,0	2.814,1	2.317,6	21,4	-21,0
113,6	67,6	68,1	-12,4	AUTOVIE VENETE	210,2	1.468,9	1.117,2	31,5	-16,7
12,8	7,1	81,7	-3,6	S.A.T.	45,4	241,4	193,9	24,5	-4,2
136,6	84,0	62,6	-5,9	STRADA DEI PARCHI	281,4	1.623,5	1.337,6	21,4	-11,2
67,6	53,6	26,0	-10,6	TANG.LE DI NAPOLI	20,2	763,0	680,3	12,2	-15,8
124,0	76,6	61,8	-4,5	AUT. MERIDIONALI	51,6	1.392,4	1.104,6	26,1	-10,0
98,4	71,7	37,4	-7,6	CONSORZIO AUT. SICILIANE	258,6	1.245,5	1.067,6	16,7	-13,9
4.026,5	**2.334,6**	**72,5**	**-8,3**	**TOTALE**	**4.713,8**	**48.101,8**	**38.212,8**	**25,9**	**-14,2**

SOCIETÀ ESTERNE ALL'AISCAT									
Dicembre '21	'20	%	'19 %	Società	km	2021	2020	%	'19 %
23,1	7,6	203,9	-8,0	S.A.V.	59,5	215,4	186,1	15,7	-22,3
9,3	5,3	73,8	-6,3	ASTI-CUNEO	55,7	104,4	81,7	27,8	-12,7
33,1	14,1	134,7	-9,2	A.T.I.V.A.	74,8	326,1	281,4	15,9	-20,8
134,9	70,7	90,8	-9,2	S.A.T.A.P. A4	127,0	1.402,2	1.085,1	29,2	-19,4
94,7	53,5	77,1	-9,7	S.A.T.A.P. A21	164,9	1.110,6	858,6	29,3	-17,4
50,6	28,0	81,0	4,4	AUTOSTRADA DEI FIORI A6	124,3	671,8	557,8	20,4	-10,2
17,4	10,4	67,4	-7,5	TANGENZIALE ESTERNA	33,0	193,8	141,3	37,1	-15,4
45,7	27,3	67,7	-12,3	AUTOVIA PADANA	105,6	538,7	426,1	26,4	-18,6
54,8	33,9	61,8	-9,6	AUTOSTRADA DEI FIORI A10	113,3	724,3	585,1	23,8	-21,5
36,0	17,4	106,6	-8,1	S.A.L.T. TRONCO AUTOCISA	101,0	588,9	465,9	26,4	-10,6
97,9	53,5	82,9	-6,8	S.A.L.T. TRONCO LIGURE TOSCANO	154,9	1.344,5	1.037,5	29,6	-11,7
597,5	**321,7**	**85,7**	**-8,0**	**TOTALE**	**1.114,0**	**7.220,6**	**5.706,6**	**26,5**	**-16,4**
4.624,0	**2.656,3**	**74,1**	**-8,3**	**TOTALE GENERALE**	**5.827,8**	**55.322,4**	**43.919,4**	**26,0**	**-14,5**

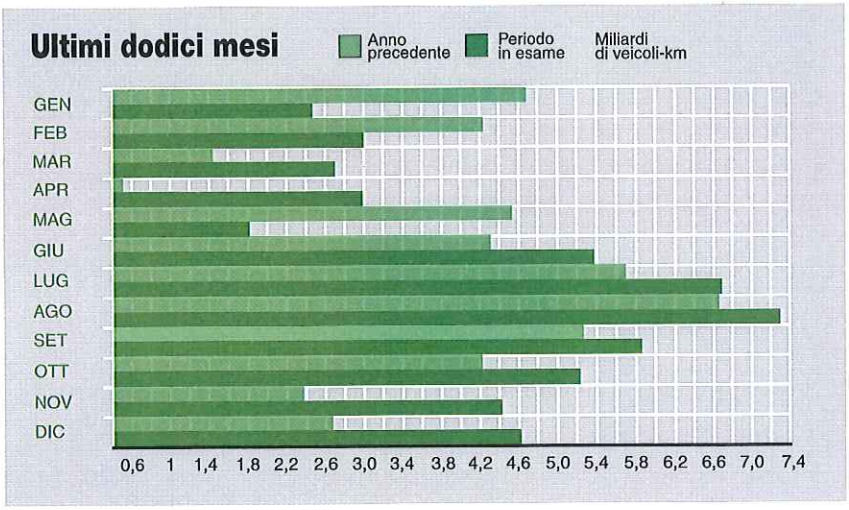

Traffico Veicoli Pesanti

milioni di veicoli-km

Dati mensili						Dati cumulati da inizio anno			
SOCIETÀ ASSOCIATE ALL'AISCAT									
Dicembre '21	'20	%	'19 %	Società	km	2021	2020	%	'19 %
909,7	806,7	12,8	11,3	AUTOSTRADE PER L'ITALIA	2.854,6	11.269,2	9.842,0	14,5	0,6
0,27	0,28	-1,0	1,1	TRAFORO M.TE BIANCO	5,8	3,60	3,30	8,8	-5,0
0,03	0,03	0,0	0,0	TRAFORO S.BERNARDO	12,8	0,40	0,40	4,4	-23,6
2,3	2,1	7,5	0,0	R.A.V.	32,4	29,9	26,5	12,8	-6,3
8,7	7,4	17,3	19,5	S.I.T.A.F.	82,5	103,2	88,2	17,0	3,6
24,3	22,0	10,5	7,6	MILANO SERRAVALLE - MI. TANG.LI	86,3	309,3	271,6	13,9	-0,2
13,5	11,4	18,2	23,4	SOCIETA' DI PROGETTO BREBEMI	62,1	156,3	125,5	24,6	13,2
4,0	3,1	30,2	12,2	PEDEMONTANA LOMBARDA	30,2	46,4	37,7	22,9	-0,4
130,0	115,0	13,1	13,5	BRESCIA-PADOVA	235,6	1.615,6	1.386,0	16,6	2,9
3,0	0,6	-	-	SUPERST. PEDEMONTANA VENETA	56,0	24,7	2,1	-	-
38,1	33,2	14,6	12,3	C.A.V.	74,1	483,8	418,6	15,6	1,0
110,8	97,2	14,0	9,3	BRENNERO	314,0	1.496,3	1.302,6	14,9	-1,3
63,4	55,9	13,4	12,3	AUTOVIE VENETE	210,2	832,1	704,5	18,1	2,0
3,5	2,9	20,8	17,1	S.A.T.	45,4	52,9	43,6	21,6	5,1
24,3	20,9	16,0	4,2	STRADA DEI PARCHI	281,4	295,5	261,4	13,0	-2,4
1,2	0,9	26,0	-10,1	TANG.LE DI NAPOLI	20,2	13,2	11,8	12,1	-16,0
12,9	11,0	17,3	9,9	AUT. MERIDIONALI	51,6	153,3	126,9	20,9	-0,2
18,9	17,1	11,1	12,8	CONSORZIO AUT. SICILIANE	258,6	233,4	197,5	18,2	3,0
1.368,8	**1.207,7**	**13,3**	**11,6**	**TOTALE**	**4.713,8**	**17.119,2**	**14.850,1**	**15,3**	**0,9**

SOCIETÀ ESTERNE ALL'AISCAT									
Dicembre '21	'20	%	'19 %	Società	km	2021	2020	%	'19 %
6,1	5,3	15,1	1,7	S.A.V.	59,5	76,8	67,9	13,1	-6,1
3,4	2,9	18,2	18,7	ASTI-CUNEO	55,7	41,7	35,9	16,0	5,0
7,0	6,2	13,4	4,4	A.T.I.V.A.	74,8	86,8	77,0	12,7	-4,2
50,3	46,2	8,9	10,4	S.A.T.A.P. A4	127,0	614,6	539,9	13,9	2,3
54,7	49,3	11,1	10,8	S.A.T.A.P. A21	164,9	685,5	599,8	14,3	0,6
14,8	12,6	17,8	26,7	AUTOSTRADA DEI FIORI A6	124,3	184,2	157,0	17,3	8,7
9,4	7,5	25,1	18,5	TANGENZIALE ESTERNA	33,0	107,9	86,7	24,5	7,8
28,7	25,3	13,3	13,9	AUTOVIA PADANA	105,6	357,5	311,6	14,8	1,4
24,1	21,2	14,1	12,8	AUTOSTRADA DEI FIORI A10	113,3	310,2	265,6	16,8	0,3
15,0	13,4	12,5	13,0	S.A.L.T. TRONCO AUTOCISA	101,0	205,5	174,3	17,9	3,3
29,4	25,7	14,3	12,6	S.A.L.T. TRONCO LIGURE TOSCANO	154,9	387,0	327,5	18,2	1,6
243,0	**215,4**	**12,8**	**12,5**	**TOTALE**	**1.114,0**	**3.057,9**	**2.643,1**	**15,7**	**1,7**
1.611,8	**1.423,1**	**13,3**	**11,7**	**TOTALE GENERALE**	**5.827,8**	**20.177,1**	**17.493,2**	**15,3**	**1,1**

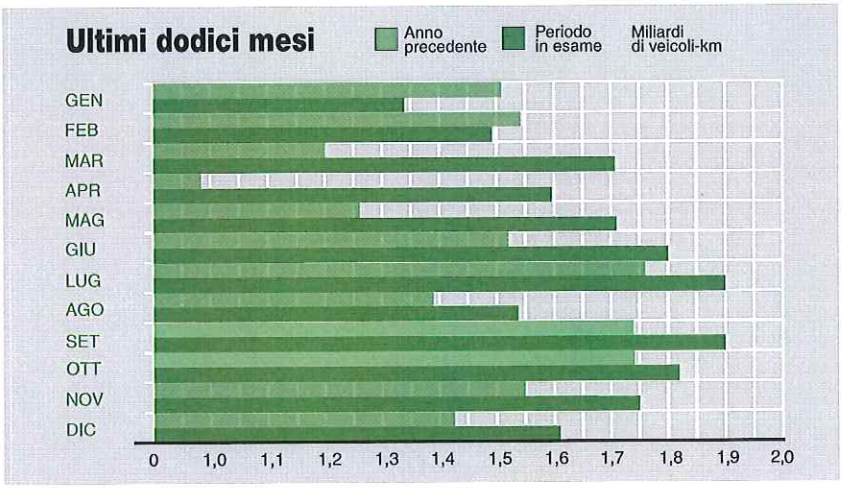

Traffico Totale

milioni di veicoli-km

Dati mensili						Dati cumulati da inizio anno			
SOCIETÀ ASSOCIATE ALL'AISCAT									
Dicembre '21	'20	%	'19 %	Società	km	2021	2020	%	'19 %
3.602,0	2.367,7	52,1	-3,5	AUTOSTRADE PER L'ITALIA	2.854,6	43.389,3	35.233,4	23,1	-10,3
0,70	0,45	55,8	-22,5	TRAFORO M.TE BIANCO	5,8	8,56	7,54	13,5	-26,2
0,51	0,24	114,2	-26,6	TRAFORO S.BERNARDO	12,8	7,51	5,44	38,1	-21,8
9,3	4,7	97,6	-3,9	R.A.V.	32,4	95,7	83,5	14,6	-17,0
29,8	18,2	64,3	1,1	S.I.T.A.F.	82,5	303,1	262,8	15,3	-9,0
107,2	67,7	58,3	-8,3	MILANO SERRAVALLE - MI. TANG.LI	86,3	1.325,8	1.049,2	26,4	-16,2
41,2	29,0	42,3	3,3	SOCIETA' DI PROGETTO BREBEMI	62,1	468,3	353,0	32,7	-5,2
19,3	11,7	65,0	-1,9	PEDEMONTANA LOMBARDA	30,2	205,1	158,5	29,4	-14,5
422,1	286,8	47,2	-3,2	BRESCIA-PADOVA	235,6	5.065,9	4.091,2	23,8	-10,3
12,2	2,6	-	-	SUPERST. PEDEMONTANA VENETA	56,0	104,5	8,8	-	-
132,0	91,4	44,4	-4,8	C.A.V.	74,1	1.621,6	1.342,5	20,8	-11,2
341,9	192,8	77,3	-10,3	BRENNERO	314,0	4.310,4	3.620,1	19,1	-15,1
177,1	123,5	43,3	-5,0	AUTOVIE VENETE	210,2	2.300,9	1.821,7	26,3	-10,8
16,3	10,0	63,9	-0,4	S.A.T.	45,4	294,3	237,4	24,0	-2,7
160,9	104,9	53,3	-4,5	STRADA DEI PARCHI	281,4	1.919,0	1.599,0	20,0	-9,9
68,8	54,6	26,0	-10,7	TANG.LE DI NAPOLI	20,2	776,2	692,1	12,2	-15,8
136,8	87,6	56,3	-3,3	AUT. MERIDIONALI	51,6	1.545,8	1.231,5	25,5	-9,2
117,4	88,7	32,3	-4,8	CONSORZIO AUT. SICILIANE	258,6	1.478,9	1.265,1	16,9	-11,6
5.395,4	**3.542,4**	**52,3**	**-4,0**	**TOTALE**	**4.713,8**	**65.221,0**	**53.062,9**	**22,9**	**-10,7**

SOCIETÀ ESTERNE ALL'AISCAT									
Dicembre '21	'20	%	'19 %	Società	km	2021	2020	%	'19 %
29,2	12,9	126,4	-6,1	S.A.V.	59,5	292,2	254,0	15,0	-18,6
12,7	8,2	54,2	-0,6	ASTI-CUNEO	55,7	146,0	117,6	24,2	-8,3
40,0	20,2	97,8	-7,1	A.T.I.V.A.	74,8	412,9	358,4	15,2	-17,8
185,2	116,9	58,4	-4,6	S.A.T.A.P. A4	127,0	2.016,9	1.625,0	24,1	-13,8
149,5	102,8	45,5	-3,1	S.A.T.A.P. A21	164,9	1.796,1	1.458,4	23,2	-11,4
65,5	40,6	61,4	8,7	AUTOSTRADA DEI FIORI A6	124,3	855,9	714,8	19,8	-6,7
26,8	17,9	49,7	0,2	TANGENZIALE ESTERNA	33,0	301,7	228,0	32,3	-8,3
74,4	52,6	41,5	-3,8	AUTOVIA PADANA	105,6	896,3	737,7	21,5	-11,7
78,9	55,0	43,4	-3,8	AUTOSTRADA DEI FIORI A10	113,3	1.034,5	850,7	21,6	-16,0
51,0	30,8	65,8	-2,8	S.A.L.T. TRONCO AUTOCISA	101,0	794,3	640,2	24,1	-7,4
127,3	79,2	60,7	-3,0	S.A.L.T. TRONCO LIGURE TOSCANO	154,9	1.731,5	1.365,0	26,8	-9,0
840,5	**537,1**	**56,5**	**-2,9**	**TOTALE**	**1.114,0**	**10.278,5**	**8.349,7**	**23,1**	**-11,7**
6.235,9	**4.079,5**	**52,9**	**-3,8**	**TOTALE GENERALE**	**5.827,8**	**75.499,5**	**61.412,6**	**22,9**	**-10,8**

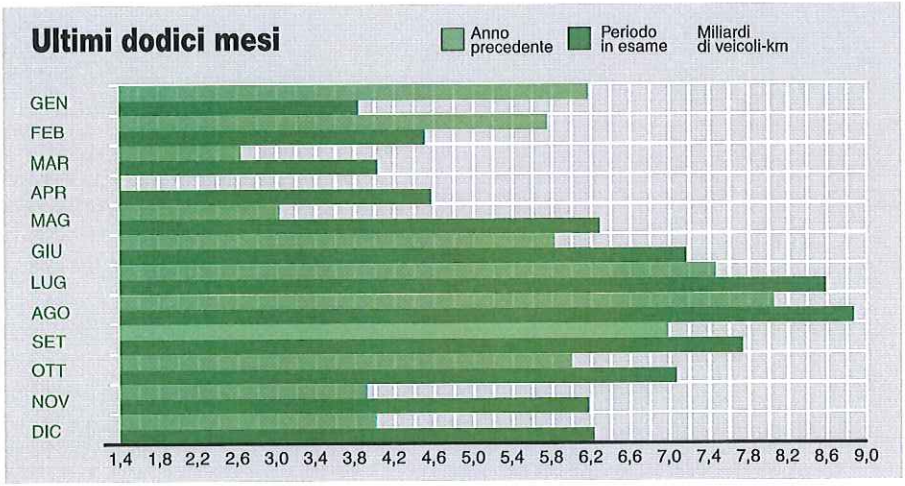

Sicurezza

DATI CUMULATI DA INIZIO ANNO

Società associate all'Aiscat

	Incidenti						Persone coinvolte in incidenti					
	Totali (1)			Mortali			Feriti			Morti		
	2021	2020	%	2021	2020	%	2021	2020	%	2021	2020	%
LEGGERI	3.379	2.450	37,9	78	62	25,8	5.673	3.919	44,8	81	71	14,1
PESANTI	1.044	783	33,3	72	43	67,4	1.347	1.024	31,5	76	44	72,7
TOTALE	4.423	3.233	36,8	150	105	42,9	7.020	4.943	42,0	157	115	36,5
TASSO	6,78	6,09	11,3	0,23	0,20	15,0	10,76	9,32	15,5	0,24	0,22	9,1

Società esterne all'Aiscat

	Incidenti						Persone coinvolte in incidenti					
	Totali (1)			Mortali			Feriti			Morti		
	2021	2020	%	2021	2020	%	2021	2020	%	2021	2020	%
LEGGERI	395	362	9,1	7	15	-53,3	645	597	8,0	8	19	-57,9
PESANTI	170	148	14,9	10	9	11,1	219	212	3,3	14	11	27,3
TOTALE	565	510	10,8	17	24	-29,2	864	809	6,8	22	30	-26,7
TASSO	5,49	6,11	-10,1	0,17	0,29	- 41,4	8,40	9,69	-13,3	0,21	0,36	-41,7

Totale rete in concessione

	Incidenti						Persone coinvolte in incidenti					
	Totali (1)			Mortali			Feriti			Morti		
	2021	2020	%	2021	2020	%	2021	2020	%	2021	2020	%
LEGGERI	3.774	2.812	34,2	85	77	10,4	6.318	4.516	39,9	89	90	-1,1
PESANTI	1.214	931	30,4	82	52	57,7	1.566	1.236	26,7	90	55	63,6
TOTALE	4.988	3.743	33,3	167	129	29,5	7.884	5.752	37,1	179	145	23,4
TASSO	7,65	7,05	8,4	0,26	0,24	5,3	12,09	10,84	11,5	0,27	0,27	0,4

DATI MENSILI - DICEMBRE

Società associate all'Aiscat

	Incidenti						Persone coinvolte in incidenti					
	Totali (1)			Mortali			Feriti			Morti		
	2021	2020	%	2021	2020	%	2021	2020	%	2021	2020	%
LEGGERI	252	194	29,9	6	5	20,0	426	269	58,4	6	5	20,0
PESANTI	82	73	12,3	7	3	133,3	128	84	52,4	7	3	133,3
TOTALE	334	267	25,1	13	8	62,5	554	353	56,9	13	8	62,5
TASSO	6,19	7,54	-18,0	0,24	0,23	4,3	10,27	9,97	3,0	0,24	0,23	4,3

Società esterne all'Aiscat

	Incidenti						Persone coinvolte in incidenti					
	Totali (1)			Mortali			Feriti			Morti		
	2021	2020	%	2021	2020	%	2021	2020	%	2021	2020	%
LEGGERI	34	23	47,8	3	1	200,0	55	34	61,8	4	2	100,0
PESANTI	10	12	-16,7	1	0	-	13	15	-13,3	1	0	-
TOTALE	44	35	25,7	4	1	300,0	68	49	38,8	5	2	150,0
TASSO	5,23	6,52	-20,0	0,48	0,19	152,6	8,09	9,12	-11,3	0,59	0,37	59,5

Totale rete in concessione

	Incidenti						Persone coinvolte in incidenti					
	Totali (1)			Mortali			Feriti			Morti		
	2021	2020	%	2021	2020	%	2021	2020	%	2021	2020	%
LEGGERI	286	217	31,8	9	6	50,0	481	303	58,7	10	7	42,9
PESANTI	92	85	8,2	8	3	166,7	141	99	42,4	8	3	166,7
TOTALE	378	302	25,2	17	9	88,9	622	402	54,7	18	10	80,0
TASSO	6,06	7,40	-18,1	0,27	0,22	23,6	9,97	9,85	1,2	0,29	0,25	17,8

Sicurezza

Incidenti [1]

Tassi degli ultimi dodici mesi - (Numero x 100 milioni di veicoli - km)

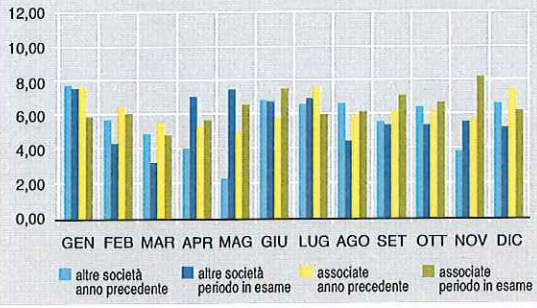

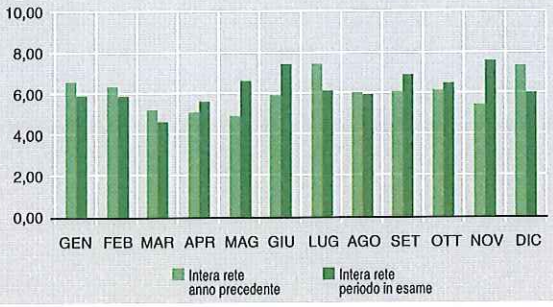

Incidenti mortali

Tassi degli ultimi dodici mesi - (Numero x 100 milioni di veicoli - km)

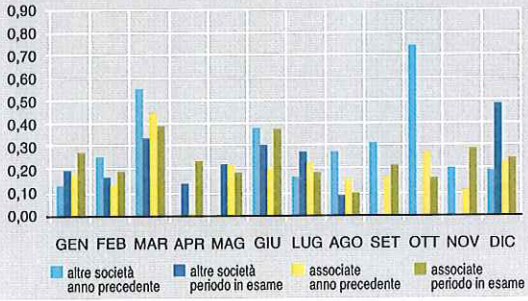

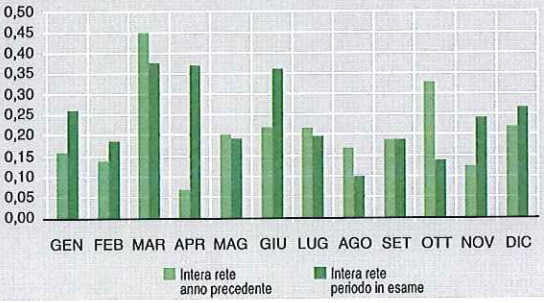

Feriti

Tassi degli ultimi dodici mesi - (Numero x 100 milioni di veicoli - km)

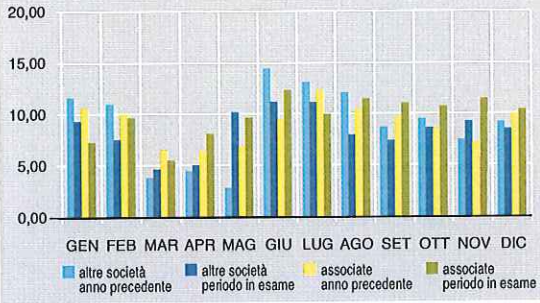

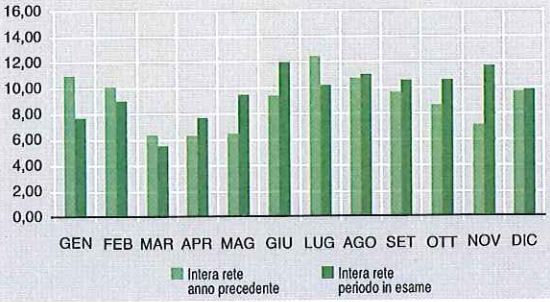

Morti

Tassi degli ultimi dodici mesi - (Numero x 100 milioni di veicoli - km)

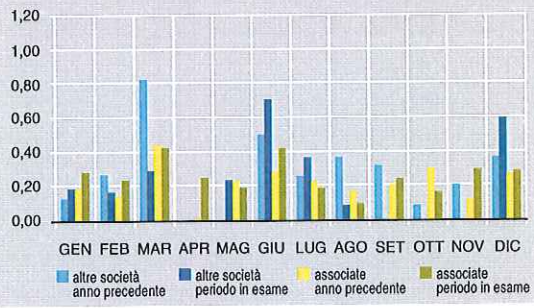

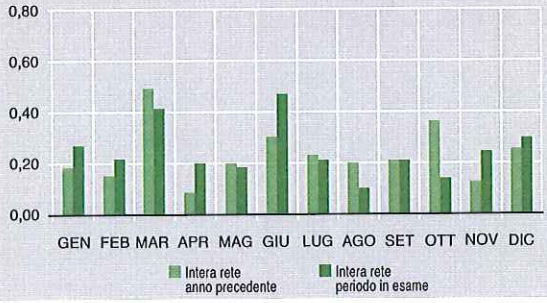

(1) Incidenti con feriti e/o morti.

Le Associate Aiscat e rete di competenza

Società Concessionarie	Tronchi Autostradali in Esercizio		km
Autostrade per l'Italia	A1	Milano-Napoli e penetrazioni a Roma	803,5
	A4	Milano-Brescia	93,5
	A8-A9	Milano-Laghi-Chiasso	101,7
	A10	Genova-Savona	45,5
	A12	Genova-Sestri Levante	48,7
	A7	Genova-Serravalle	50,0
	A26	Genova Voltri-Gravellona Toce	244,9
	A11	Firenze-Pisa Nord	81,7
	A12	Roma-Civitavecchia	65,4
	A27	Venezia-Belluno	82,2
	A23	Udine-Carnia-Tarvisio	101,2
	A13	Bologna-Padova	127,3
	A14	Bologna-Bari-Taranto	781,4
	A30	Caserta-Nola Salerno	55,3
	A16	Napoli-Canosa	172,3
Italiana Traforo Monte Bianco	T1	Traforo del Monte Bianco	5,8
Italiana Traforo del Gran San Bernardo	T2	Traforo del Gran San Bernardo	12,8
Raccordo Autostradale Valle d'Aosta	A5	Aosta-Traforo Monte Bianco	32,4
Italiana Traforo Autostradale Frejus	T4	Traforo del Frejus	6,8
	A32	Torino-Bardonecchia	75,7
Milano Serravalle-Milano Tangenziali	A50	Tangenziale Ovest di Milano*	33,0
	A51	Tangenziale Est di Milano*	29,4
	A52	Tangenziale Nord di Milano*	12,9
	A53	Racc.do Bereguardo-Pavia*	9,1
	A54	Tangenziale di Pavia*	8,4
	A7	Milano-Serravalle	86,3

Società Concessionarie	Tronchi Autostradali in Esercizio		km
Società di Progetto Brebemi	A35	Brescia-Milano	62,1
Autostrada Pedemontana Lombarda	A36	Dalmine-Como-Varese-Valico del Gaggiolo (con dir. per A8 e Tang.le est di Milano)	30,2
	A59	Tangenziale di Como*	4,3
	A60	Tangenziale di Varese*	7,0
Autostrada Brescia-Verona-Vicenza-Padova	A4	Brescia-Verona-Vicenza-Padova	146,1
	A31	Valdastico	89,5
Superstrada Pedemontana Veneta	SPV	Superstrada Pedemontana Veneta	56,0
Concessioni Autostradali Venete - C.A.V.	A4	Padova est - bivio A4/A57	14,3
	A4	Bivio A4/A57 - Quarto d'Altino	32,3
	A57	Tangenziale di Mestre (bivio A4/A57 - Mestre-Terraglio)	18,1
		Raccordo Marco Polo	9,4
Autostrada del Brennero	A22	Brennero-Verona-Modena	314,0
Autovie Venete	A4	(VE) Mestre-Trieste	115,4
	A57	Tangenziale di Mestre	10,5
	A23	Palmanova-Udine	18,5
	A28	Portogruaro-Conegliano	48,8
	A34	Villesse-Gorizia	17,0
S.A.T.	A12	Livorno-San Pietro in Palazzi	40,0
	A12	Tarquinia-Civitavecchia	14,6
Strada dei Parchi	A24	Roma-L'Aquila-Teramo	166,5
	A25	Torano-Avezzano-Pescara	114,9
Tangenziale di Napoli	A56	Tangenziale Est-Ovest di Napoli	20,2
Autostrade Meridionali	A3	Napoli-Salerno	51,6
Consorzio Autostrade Siciliane	A20	Messina-Palermo	181,8
	A18	Messina-Catania	76,8
	A18	Siracusa-Gela*	47,1

N.B. - Le statistiche qui pubblicate non comprendono i dati delle arterie contrassegnate con asterisco (*)

Società esterne all'Aiscat e rete di competenza

S.A.V.	A5	Quincinetto-Aosta Ovest	59,5
		Racc. A5-SS27 del Gran San Bernardo *	7,9
Autostrada Asti-Cuneo	A33	Asti-Cuneo	55,7
S.A.T.A.P.	A4	Torino-Milano	127,0
	A21	Torino-Piacenza	164,9
Tangenziale Esterna	A58	Tangenziale est esterna di Milano	33,0
A.T.I.V.A.	A5	Torino-Ivrea-Quincinetto	51,2
	A4-A5	Ivrea-Santhià	23,6
	A55	Sistema Tang.le di Torino*	81,0
Autovia Padana	A21	Piacenza-Brescia (con dir. per Fiorenzuola e racc. Ospitaletto-Montichiari)	105,6
Autostrada dei Fiori	A10	Ventimiglia-Savona	113,3
	A6	Torino-Savona	124,3
S.A.L.T.	A15	Parma-La Spezia	101,0
	A12	Sestri Levante-Livorno (con dir. per Lucca e La Spezia)	154,9

Mensile dell'Associazione Italiana Società Concessionarie Autostrade e Trafori
Via Giovanni Battista de Rossi, 30
00161 Roma

Direttore Responsabile
Fabrizio Palenzona
Autorizzazione Tribunale di Roma n. 64 del 12.2.1985

Anno XXXV, numero 12, dicembre 2021
Poste Italiane SpA - Spedizione in abbonamento postale 70%
DCB Roma - OMAGGIO
Stampa: TMB Stampa Srl
Viale A. Gustave Eiffel, 100 - 00148 Roma
Finito di stampare nel mese di febbraio 2022

MISTO Carta FSC FSC® C113561