

**PRESS RELEASE**

**FITCH RATINGS CONFIRMED BREBEMI'S NOTES AT "BB+";  
OUTLOOK NEGATIVE.**

*Brescia, 17 July 2023* – Fitch Ratings has confirmed the ratings on Società di Progetto Brebemi S.p.A.'s Senior Secured Notes to "BB+" Outlook Negative.

The full text of the rating agency's announcement is provided below.

**Investor Relations**

Alberto Algisi – [alberto.algisi@brebemi.it](mailto:alberto.algisi@brebemi.it); +39 030 2926311

**Info stampa:**

Consilium Comunicazione

Andrea Cucchetti – [acucchetti@consiliumcom.it](mailto:acucchetti@consiliumcom.it); +39 349 5554664

Soggetta alla direzione e coordinamento  
di ALEATICA SAU

Sede: Via Somalia, 2/4 – 25126 Brescia  
Tel. 030 2926311 – FAX 030 2897630  
E-mail: [info@brebemi.it](mailto:info@brebemi.it)  
PEC: [sdpbrebemi@legalmail.it](mailto:sdpbrebemi@legalmail.it)

[www.brebemi.it](http://www.brebemi.it)



14 JUL 2023

# Fitch Affirms Brebemi's Notes at 'BB+'; Outlook Negative

Fitch Ratings - Madrid - 14 Jul 2023: Fitch Ratings has affirmed Societa di Progetto Brebemi S.p.A.'s (Brebemi) senior secured notes at 'BB+'. The Outlook is Negative. A full list of rating actions is below.

## RATING RATIONALE

The affirmation considers the recent positive traffic trend in Brebemi as well as stronger than expected revenue and debt service coverage ratio (DSCR) metrics for 2022.

The Negative Outlook reflects the limited visibility of approval of the economic and final plan and recent regulatory interventions at the 2023 tariff setting. Together these exert mild pressure on the DSCR in the short term, given higher mandatory debt service.

Under the updated Fitch Rating Case (FRC), the DSCR remains below 1.3x until 2026, albeit Fitch believes this is mitigated by the structural protections in form of the lock-up mechanism as well as strong minimum project life coverage ratio (PLCR) of 1.6x indicating higher debt capacity.

## KEY RATING DRIVERS

Rating Approach Class A3 Rating

The class A3 zero coupon notes' 'BB+' rating reflects the risk associated with the timely payment of the terminal value (TV) at concession maturity by the grantor, Concessioni Autostradali Lombarde (CAL).

Fitch's assessment of CAL's obligation to pay the TV is notched down from its internal assessment of the Region of Lombardy. CAL is contractually bound to pay the TV by 2042. A cash sweep mechanism caps class A3 accretion at EUR760 million, but the TV payment from CAL remains the sole pledged funding source for the full repayment of the class A3 notes at maturity.

Fitch views the TV mechanism as robust. The TV payment is contractually equal to the non-amortised value of the asset and allows Brebemi to recover its investment. Under the current setup, the TV will be paid by the new concessionaire at concession maturity (2040) or in case of delays by CAL, two years later. Amid the uncertainty of re-tendering the asset, Fitch assesses the grantor's contractual obligation to pay the TV.

As the class A3 notes are contractually pari passu with the senior fully amortising tranches, their credit profile is similar to that of the senior fully amortising debt, but ultimately linked to the creditworthiness of CAL's obligation to pay the TV in a timely manner.

Favourable Location, Limited History - Revenue Risk (Volume): Midrange

Brebemi benefits from its route location linking fairly wealthy and densely populated Milan and Brescia in the economically diversified region of Lombardy. Brebemi has a balanced user profile of commuters and heavy

vehicles willing to pay the relatively high toll rates in exchange for shorter travel times, and high-quality service compared with the tolled alternative on the A4 motorway.

Brebemi opened to traffic in 2014 but remains in ramp-up due to the coronavirus impact and a delayed opening of interface connections, with additional network connections and pandemic-induced delays expected to extend ramp-up through 2027. Brebemi's toll rates are relatively high on a euro/km basis compared with the competing A4 motorway, but only moderately higher for a full trip.

The relatively short traffic history limits adequate testing of price elasticity. Higher annual tariff increases on Brebemi compared with A4 could impair elasticity over time. Fitch views positively the wealthy Lombardy region's familiarity with tolling and its economic strength.

#### Regulatory Asset Base-Based Pricing - Revenue Risk (Price): Midrange

The price-cap mechanism allows a fair return (weighted average cost of capital; WACC) on the asset base and recovery of operating costs and depreciation of assets, resulting in a residual TV at concession maturity. The grantor has been supportive of Brebemi during ramp-up and the pandemic and demonstrated a favourable rebalancing mechanism in 2014 and in 2022 (although not implemented to date), which included public grants, extension of concession tenor and implementing a TV payment at concession maturity to ensure maintenance of the WACC.

#### New Road, Minimal Maintenance Needs - Infrastructure Development and Renewal: Stronger

Brebemi is a new asset, with minimal infrastructure renewal needs expected over the concession's life. The fixed-price operations & maintenance agreement covers a modest capex component, which is expected to be sufficient. No heavy maintenance capex is currently envisaged in the concession. We expect any additional capex would be eligible for remuneration, based on guidelines set by the transport authority (ART) in an updated business plan.

#### Fully Amortising, Adequate Protections - Debt Structure (Class A1/A2) Stronger

The debt structure comprises around EUR2.0 billion senior and junior debt.

Senior debt (EUR1.2 billion split into a bank loan, the class A1 and A2 notes and a restructured swap) is fully amortising and hedged to almost 100% fixed rate, with adequate protections (robust forward-and-backward looking lock-up and no re-leverage undertakings). However, Brebemi only has a six-month debt service reserve account and a back-ended repayment profile.

The class A3 notes (EUR0.6 billion) are partially reliant on project cash flows via a two-phase cash sweep mechanism, but their full repayment is currently expected to rely on the timely payment of the TV by a new concessionaire or in case of delay by the grantor. The class A3 notes rank pari passu with the senior amortising debt and have no unilateral enforcement action until 2040 when non-payment of interest becomes an event of default.

Junior debt (EUR0.2 billion, not rated by Fitch) is repaid through a cash sweep capped at a target amortisation schedule. It is floating rate and fully subordinated to senior debt that cannot be accelerated even in case of a junior event of default.

## Financial Profile

We expect the DSCR under the updated FRC to average 1.25x until 2030 and remain around 1.2x until 2026. We expect traffic to be ramped-up by end-2027, converging with the third-party traffic forecast by 2030. This results in an average annual DSCR of around 1.4x until 2035.

We also assess Brebemi's reliance on growth as its debt service escalates. Cash flow available to debt service as at 2022 divided by the maximum debt service is around 0.7x, indicating a dependence on consistent traffic growth and tariff implementation.

The TV covers net senior debt throughout the debt term. The minimum PLCR is around 1.6x and above 2.0x from 2030 to 2038 as senior debt is repaid and the outstanding class A3 notes balance remains flat at the agreed threshold of EUR760 million.

## PEER GROUP

Brebemi is comparable with Salerno Pompei Napoli S.p.A. (SPN; BBB/Stable), North Carolina Turnpike Authority (NCTA; BBB/Stable) and a number of other privately rated toll roads.

SPN and Brebemi have a similar regulatory asset base-based concession framework while catchment areas are different. Notably, SPN traffic profile is well-established in a very densely populated area, while Brebemi is still in ramp-up and exposed to competition. Conversely, Brebemi has only minimal plain-vanilla capex requirements, compared with SPN, which needs to undertake some capex up to 2030. Both projects' debt structures are fully amortising and strongly covenanted, supporting their 'Stronger' assessments. The current average DSCR for SPN is around 1.5x (minimum of 1.3x) while Brebemi's average DSCR is around 1.4x until 2035.

Like Brebemi, NCTA provides peak period time savings for commuters in a well-developed roadway network in a wealthy and industrialised catchment area, with competition from larger facilities nearby. NCTA had a successful ramp-up phase with growth continually exceeding sponsor expectations, despite being in an area with low familiarity with toll roads. NCTA further benefits from a backstop from the State of North Carolina to cover operating expenses if revenues are insufficient, creating a gross pledge of revenues for debt. NCTA's current mandatory DSCR of 1.5x is limited by the completion of an extension of the asset. Lifetime scheduled DSCRs under the rating case average 2.1x when excluding outliers.

## RATING SENSITIVITIES

### Factors that Could, Individually or Collectively, Lead to Negative Rating Action/Downgrade

- Material worsening of traffic profile compared with our expectations, resulting in further delays of the expected ramp-up well beyond 2027.
- Before the implementation of the ongoing rebalancing process, we view the grantor's obligation to pay the TV as ranking below the Region of Lombardy's direct debt and the class A3 notes' rating could move in tandem with Fitch's internal assessment of the Region of Lombardy. A change in the assessment of CAL's credit linkage with the Region of Lombardy could also widen the notching.

### Factors that Could, Individually or Collectively, Lead to Positive Rating Action/Upgrade

- Greater visibility in tariff supporting a consistently projected DSCR higher than 1.3x could lead to a revision of the Outlook to Stable.

## Best/Worst Case Rating Scenario

International scale credit ratings of Sovereigns, Public Finance and Infrastructure issuers have a best-case rating upgrade scenario (defined as the 99th percentile of rating transitions, measured in a positive direction) of three notches over a three-year rating horizon; and a worst-case rating downgrade scenario (defined as the 99th percentile of rating transitions, measured in a negative direction) of three notches over three years. The complete span of best- and worst-case scenario credit ratings for all rating categories ranges from 'AAA' to 'D'. Best- and worst-case scenario credit ratings are based on historical performance. For more information about the methodology used to determine sector-specific best- and worst-case scenario credit ratings, visit <https://www.fitchratings.com/site/re/10111579>.

## CREDIT UPDATE

### Performance Update

2022 traffic ended 12% above 2021 and 6% above 2019 levels. 1H23 traffic is 15% above that of 1H22. Compared with other Italian mature networks and assets we rate, Brebemi is materially outperforming. However, this reflects the still ongoing ramp up in traffic given delays in developments of the westbound road connections out of Milan and the pandemic delays.

### Regulatory Framework

Brebemi's tariff did not increase in 2023 for the second consecutive year, which reflects the ongoing discussion of the 2021-2025 economic and financial plan with the grantor and Italian authorities. Fitch expects a concession extension of seven years and tariff increases of around 5% per year during the upcoming regulatory period. Terminal value should remain flat at EUR1.2 billion. As the process is not yet finalised, we do not envisage any tariff increase for 2024.

Should rebalancing be implemented and concession extended, zero-coupon bond noteholders would no longer directly rely on TV payment. Instead, the zero-coupon bond will have to be repaid by 2042 with a new facility that relies on cash flows from the concession until 2046 and the TV payment. Fitch assumes that the new loan will be fully repaid from cash-flow generation, assuming a 50% cash sweep from the date of the refinancing until the new maturity end 2046.

This would impact our rating approach for the class A3 notes as we may no longer rely on an internal assessment of the Region of Lombardy to derive their rating. The class A3 notes' rating would be fully equalised with the class A1 and A2 tranches given their pari passu ranking.

### Liquidity

The liquidity position is adequate as cash available and debt service reserve account (DSRA) covers six months debt service. As of end-June, Brebemi had around EUR13 million cash, after the recent repayment of interests on shareholders loan and EUR41 million DSRA compared with EUR40.3 million debt due in 2H23 and around EUR40 million to be paid by June 2024.

### Asset Description

Brebemi operates a 62.1km stretch of toll road directly linking Milan and Brescia, in one of the wealthiest and most industrialised European regions. Traffic is still in ramp-up phase amid delays in the opening of interface

connections as well as expected network enhancements both east (Brescia) and west (Milan). Brebemi is exposed to competition from another toll road managed by Autostrade per l'Italia (A4 Milan-Brescia).

## **FINANCIAL ANALYSIS**

The Fitch base case (FBC) financial projections assume prudent traffic growth rates, in line with the external traffic consultant's P90 forecast after considering last actuals up to June 2023. Expected growth for 2023 is around 14% YoY. The resulting CAGR of traffic is of around 3.8% up to 2039. Fitch assumed that tariff in 2024 will grow by 3.5% consistent with last year's FBC; we then align with the sponsor's assumption from 2025.

Fitch has maintained expenses in line with the sponsor's forecast, as the majority of costs are covered under a fixed-price contract. However, we updated our forecast with internal long-term inflation, which affects the portion not covered by fixed contracts. We also made conservative assumptions on non-toll revenues.

The FRC has a more conservative stance on traffic. While growth assumed for 2023 at 11% is not materially below the FBC, we assume long-term traffic data is unchanged from the still current traffic study from 2030 onwards. Resulting CAGR in traffic is around 3.2% up to 2039. The FRC assumes a 0% tariff increase for 2024, 5% for 2025 and 2026, and then aligned with the sponsor's case. We assumed a mild stress in opex of 5%.

Metrics in the updated FRC are above those published last year in the short and medium term and aligned or marginally below in the long term.

Average coverage under the updated FRC of around 1.25x up to 2030 or around 1.4x until 2035 shows ample headroom against triggers once the ramp up period is finalised. The FBC performs slightly better and shows an average DSCR of around 1.4x up to 2030 and around 1.55x up to 2035.

The results of the sensitivities are in line with the rating as the project shows moderate resilience to stresses such as a delayed traffic ramp-up, a flat 2% yoy increase in tariff combined with a 10% increase in opex or others. We note that in the short to medium term, metrics may be still below 1.3x even when assuming tariff increases.

## **REFERENCES FOR SUBSTANTIALLY MATERIAL SOURCE CITED AS KEY DRIVER OF RATING**

The principal sources of information used in the analysis are described in the Applicable Criteria.

## **ESG Considerations**

Unless otherwise disclosed in this section, the highest level of ESG credit relevance is a score of '3'. This means ESG issues are credit-neutral or have only a minimal credit impact on the entity, either due to their nature or the way in which they are being managed by the entity. For more information on Fitch's ESG Relevance Scores, visit [www.fitchratings.com/esg](http://www.fitchratings.com/esg)

## **Fitch Ratings Analysts**

### **Francisco Rojo**

Director

Primary Rating Analyst

+34 91 076 1983

Fitch Ratings Spain - Madrid Paseo de la Castellana 31 9ºB Madrid 28046

### **Paolo Alessi**

Senior Director



Secondary Rating Analyst  
+39 02 3055 3102

### Christiane Kuti





Senior Director  
Committee Chairperson  
+44 20 3530 1396

### Media Contacts

### Athos Larkou

London  
+44 20 3530 1549  
athos.larkou@thefitchgroup.com

### Rating Actions

ENTITY/DEBT	RATING	RECOVERY	PRIOR
Societa di Progetto Brebemi S.p.A.			
<ul style="list-style-type: none"> <li>Societa di Progetto Brebemi S.p.A./Senior Secured Debt/1 LT</li> </ul>	BB+ 	Affirmed	BB+ 
<ul style="list-style-type: none"> <li>Societa di Progetto Brebemi S.p.A./Senior Secured Notes/1 LT</li> </ul>	BB+ 	Affirmed	BB+ 

### RATINGS KEY OUTLOOK WATCH

POSITIVE



**RATINGS KEY   OUTLOOK   WATCH**

<b>NEGATIVE</b>		
<b>EVOLVING</b>		
<b>STABLE</b>		

**Applicable Criteria**

[Infrastructure & Project Finance Rating Criteria \(pub.17 May 2023\) \(including rating assumption sensitivity\)](#)

[Transportation Infrastructure Rating Criteria \(pub.16 May 2022\) \(including rating assumption sensitivity\)](#)

**Applicable Models**

Numbers in parentheses accompanying applicable model(s) contain hyperlinks to criteria providing description of model(s).

Third-party Model, v ([17 May 2023](#))

**Additional Disclosures**

[Solicitation Status](#)

**Endorsement Status**

Societa di Progetto Brebemi S.p.A.    EU Issued, UK Endorsed

**DISCLAIMER & DISCLOSURES**

All Fitch Ratings (Fitch) credit ratings are subject to certain limitations and disclaimers. Please read these limitations and disclaimers by following this link: <https://www.fitchratings.com/understandingcreditratings>. In addition, the following <https://www.fitchratings.com/rating-definitions-document> details Fitch's rating definitions for each rating scale and rating categories, including definitions relating to default. ESMA and the FCA are required to publish historical default rates in a central repository in accordance with Articles 11(2) of Regulation (EC) No 1060/2009 of the European Parliament and of the Council of 16 September 2009 and The Credit Rating Agencies (Amendment etc.) (EU Exit) Regulations 2019 respectively.

Published ratings, criteria, and methodologies are available from this site at all times. Fitch's code of conduct, confidentiality, conflicts of interest, affiliate firewall, compliance, and other relevant policies and procedures



are also available from the Code of Conduct section of this site. Directors and shareholders' relevant interests are available at <https://www.fitchratings.com/site/regulatory>. Fitch may have provided another permissible or ancillary service to the rated entity or its related third parties. Details of permissible or ancillary service(s) for which the lead analyst is based in an ESMA- or FCA-registered Fitch Ratings company (or branch of such a company) can be found on the entity summary page for this issuer on the Fitch Ratings website.

In issuing and maintaining its ratings and in making other reports (including forecast information), Fitch relies on factual information it receives from issuers and underwriters and from other sources Fitch believes to be credible. Fitch conducts a reasonable investigation of the factual information relied upon by it in accordance with its ratings methodology, and obtains reasonable verification of that information from independent sources, to the extent such sources are available for a given security or in a given jurisdiction. The manner of Fitch's factual investigation and the scope of the third-party verification it obtains will vary depending on the nature of the rated security and its issuer, the requirements and practices in the jurisdiction in which the rated security is offered and sold and/or the issuer is located, the availability and nature of relevant public information, access to the management of the issuer and its advisers, the availability of pre-existing third-party verifications such as audit reports, agreed-upon procedures letters, appraisals, actuarial reports, engineering reports, legal opinions and other reports provided by third parties, the availability of independent and competent third-party verification sources with respect to the particular security or in the particular jurisdiction of the issuer, and a variety of other factors. Users of Fitch's ratings and reports should understand that neither an enhanced factual investigation nor any third-party verification can ensure that all of the information Fitch relies on in connection with a rating or a report will be accurate and complete. Ultimately, the issuer and its advisers are responsible for the accuracy of the information they provide to Fitch and to the market in offering documents and other reports. In issuing its ratings and its reports, Fitch must rely on the work of experts, including independent auditors with respect to financial statements and attorneys with respect to legal and tax matters. Further, ratings and forecasts of financial and other information are inherently forward-looking and embody assumptions and predictions about future events that by their nature cannot be verified as facts. As a result, despite any verification of current facts, ratings and forecasts can be affected by future events or conditions that were not anticipated at the time a rating or forecast was issued or affirmed.

The information in this report is provided "as is" without any representation or warranty of any kind, and Fitch does not represent or warrant that the report or any of its contents will meet any of the requirements of a recipient of the report. A Fitch rating is an opinion as to the creditworthiness of a security. This opinion and reports made by Fitch are based on established criteria and methodologies that Fitch is continuously evaluating and updating. Therefore, ratings and reports are the collective work product of Fitch and no individual, or group of individuals, is solely responsible for a rating or a report. The rating does not address the risk of loss due to risks other than credit risk, unless such risk is specifically mentioned. Fitch is not engaged in the offer or sale of any security. All Fitch reports have shared authorship. Individuals identified in a Fitch report were involved in, but are not solely responsible for, the opinions stated therein. The individuals are named for contact purposes only. A report providing a Fitch rating is neither a prospectus nor a substitute for the information assembled, verified and presented to investors by the issuer and its agents in connection with the sale of the securities. Ratings may be changed or withdrawn at any time for any reason in the sole discretion of Fitch. Fitch does not provide investment advice of any sort. Ratings are not a recommendation to buy, sell, or hold any security. Ratings do not comment on the adequacy of market price, the suitability of any security for a particular investor, or the tax-exempt nature or taxability of payments made in respect to any security. Fitch receives fees from issuers, insurers, guarantors, other obligors, and underwriters for rating securities. Such fees generally vary from US\$1,000 to US\$750,000 (or the applicable currency equivalent) per issue. In certain

cases, Fitch will rate all or a number of issues issued by a particular issuer, or insured or guaranteed by a particular insurer or guarantor, for a single annual fee. Such fees are expected to vary from US\$10,000 to US\$1,500,000 (or the applicable currency equivalent). The assignment, publication, or dissemination of a rating by Fitch shall not constitute a consent by Fitch to use its name as an expert in connection with any registration statement filed under the United States securities laws, the Financial Services and Markets Act of 2000 of the United Kingdom, or the securities laws of any particular jurisdiction. Due to the relative efficiency of electronic publishing and distribution, Fitch research may be available to electronic subscribers up to three days earlier than to print subscribers.

For Australia, New Zealand, Taiwan and South Korea only: Fitch Australia Pty Ltd holds an Australian financial services license (AFS license no. 337123) which authorizes it to provide credit ratings to wholesale clients only. Credit ratings information published by Fitch is not intended to be used by persons who are retail clients within the meaning of the Corporations Act 2001. Fitch Ratings, Inc. is registered with the U.S. Securities and Exchange Commission as a Nationally Recognized Statistical Rating Organization (the "NRSRO"). While certain of the NRSRO's credit rating subsidiaries are listed on Item 3 of Form NRSRO and as such are authorized to issue credit ratings on behalf of the NRSRO (see <https://www.fitchratings.com/site/regulatory>), other credit rating subsidiaries are not listed on Form NRSRO (the "non-NRSROs") and therefore credit ratings issued by those subsidiaries are not issued on behalf of the NRSRO. However, non-NRSRO personnel may participate in determining credit ratings issued by or on behalf of the NRSRO.

dv01, a Fitch Solutions company, and an affiliate of Fitch Ratings, may from time to time serve as loan data agent on certain structured finance transactions rated by Fitch Ratings.

Copyright © 2023 by Fitch Ratings, Inc., Fitch Ratings Ltd. and its subsidiaries. 33 Whitehall Street, NY, NY 10004. Telephone: 1-800-753-4824, (212) 908-0500. Fax: (212) 480-4435. Reproduction or retransmission in whole or in part is prohibited except by permission. All rights reserved.

## Endorsement policy

Fitch's international credit ratings produced outside the EU or the UK, as the case may be, are endorsed for use by regulated entities within the EU or the UK, respectively, for regulatory purposes, pursuant to the terms of the EU CRA Regulation or the UK Credit Rating Agencies (Amendment etc.) (EU Exit) Regulations 2019, as the case may be. Fitch's approach to endorsement in the EU and the UK can be found on Fitch's [Regulatory Affairs](#) page on Fitch's website. The endorsement status of international credit ratings is provided within the entity summary page for each rated entity and in the transaction detail pages for structured finance transactions on the Fitch website. These disclosures are updated on a daily basis.